



Bia Collection

2016 Stylebook

A Stylish Business

Our newest range of coordinates reflects the latest trend for pastel colours and a more relaxed silhouette.

Incorporating directional style elements and fluid fabrics, these easy to wear pieces have been designed to give your look an intelligent update and set the premise for a polished, contemporary business uniform.

It's time to loosen up, and embrace the softer side of career dressing.





Mia Top

Femininity at its most modern.

Our Mia top has a beautiful pleat fold detail, slightly offset to allow space for a company logo.

Made from a soft jersey knit that flatters without clinging.

Style Code
K624LS

NEW

Sizes

6 - 26

Colours

- | | |
|---|---|
|  Black |  Midnight Blue |
|  Ivory |  Silver Mist |
|  Red |  Blush Pink |



Ava Top

A sophisticated classic, the Ava top will refresh any wardrobe.

The luxurious jersey knit and softly draped neckline creates an elegant, effortlessly styled professional appearance.



Style Code
K625LS

NEW

Sizes
6 - 26

Colours



Black



Midnight Blue



Ivory



Silver Mist



Red



Electric Blue



Teal



Madison Long Sleeve

No other piece is as versatile as the Madison blouse.

Wear it sleeves down and tucked in for a streamlined office look, or roll-up the sleeves and wear loosely out for a contemporary cool style.

Fuss-free fabric with a mechanical stretch so you'll be comfortable all day long.

Style Code
S626LL

NEW

Sizes
6 - 26

Colours

-  Midnight Blue
-  Silver Mist
-  Blush Pink
-  Ivory





Madison Short Sleeve

Designed to work.

The Madison short sleeve blouse is big on features and low on maintenance. Incorporating a secret button to prevent gaping, a built in action back pleat and functional, easy care fabric.

It's the perfect choice for practical, everyday comfort.

Style Code
S628LS NEW

Sizes
6 - 26

Colours

- Midnight Blue
- Blush Pink
- Silver Mist
- Ivory



Madison Sleeveless

Easy elegance.

Our Madison sleeveless blouse has a clean, shawl collar neckline and concealed buttons, creating a beautiful understated silhouette.

Perfect for warmer climates or for layering under a jacket.

Style Code
S627LN NEW

Sizes
6 - 20

Colours

- Midnight Blue
- Blush Pink
- Silver Mist
- Ivory



Styles that Work

We make it easy to create a versatile, signature look that your team will love to wear. With coordinating colours, smart shapes and easy care fabrics that are refreshingly on-trend.

This page
S626LL Madison Long Sleeve Blouse
BS506L Biz Separates Perfect Pant Stella










Style Tip

Offset pastel colours with neutral grey or black

01
S628LS Madison Short Sleeve Blouse
BS506L Biz Separates Perfect Pant Stella

02
K624LS Mia Top
 03
LC417L Milano Cardigan
 04
BB10920 Biz Separates Semi-Patent Belt

05
S626LL Madison Long Sleeve Blouse
 06
BS29320 Biz Separates Classic Flat Front Pant
 07
S627LN Madison Sleeveless Blouse
BS128LS Biz Separates Classic Skirt
LC131LL Origin Cardigan

Style Tip

Add a jacket or knitwear
 piece to transition across
 seasons with ease

01
S622ML Trend Long
 Sleeve Shirt
WV619M Milano Vest

02
S622ML Trend Long
 Sleeve Shirt

03
WP10310 80/20 Pullover

04
S312ML Preston Long
 Sleeve Shirt

05
BB10919 Biz Separates
 Corporate Belt

06
BS29110 Biz Separates
 Classic Pleat Front Pant

07
J125ML Studio Jacket
S620ML Stirling Long
 Sleeve Shirt
BS29210 Biz Separates
 Classic Flat Front Pant
BB248M Biz Separates
 Standard Belt



This page
S620ML Stirling Long Sleeve Shirt
BS29210 Biz Separates Classic Flat Front Pant



Trend Shirt

Unexpected, modern and fashionable.

Our Trend shirt is a front-runner for those seeking a uniform that reflects their own unique sense of design and style.

Style Code
S622LT Ladies 3/4 Sleeve

Sizes
6 - 24

Colours



Style Code
S622ML Mens Long Sleeve
S622MS Mens Short Sleeve

Sizes
XS - 5XL

Colours





Stirling Shirt



A polished professional, the Stirling shirt is the perfect foundation piece for any uniform.

Easy care, easy iron with a fabric point of difference for stepped up sophistication.

Style Code

S620LT Ladies 3/4 Sleeve

S620LS Ladies Short Sleeve

Sizes

6 - 24

Colours



Blue



Silver



White

Style Code

S620ML Mens Long Sleeve

S620MS Mens Short Sleeve

Sizes

S - 5XL

Colours



Blue



Silver



White



In Good Company

Biz Collection designs garments with every aspect of your business in mind so you can confidently build a multifaceted, professional looking uniform.

From left to right

P608MS Coast Polo
J404M Geneva Vest
BS10110 Biz Separates
Detroit Pant

S627LN Madison
Sleeveless Blouse
BS506L Biz Separates
Perfect Pant Stella

K625LS Ava Top
BS128LS Biz Separates
Classic Skirt

S316ML Verve Long
Sleeve Shirt
BS29210 Biz Separates
Classic Flat Front Pant

S626LL Madison Long
Sleeve Blouse
BS506L Biz Separates
Perfect Pant Stella



For more style details visit our Biz Collection website.



01

02



03



04

01
S627LN Madison
 Sleeveless Blouse
BS129LS Biz Separates
 Classic Short

02
S622ML Trend Long
 Sleeve Shirt

03
P608MS Coast Polo

04
S622LT Trend 3/4
 Sleeve Shirt
BS29320 Biz Separates
 Classic Flat Pant
BB10929 Biz Separates
 Slimline Belt

05 (opposite page)
K625LS Ava Top
BS506L Biz Separates
 Perfect Pant Stella
BB10920 Biz Separates
 Semi-Patent Belt

Style Tip

.....
 Mix and match
 complimentary
 colours to add variety.



5 Day Working Wardrobe

Project the ultimate professional image with just five key pieces. Our garments are created for the individual as well as the organization. Getting dressed for work has never been so easy!

Visit our website and discover your own style with our online virtual fitting room.

5 KEY PIECES



S626LL Madison
Long Sleeve Blouse



K624LS
Mia Top



S627LN Madison
Sleeveless Blouse



BS128LS
Classic Skirt



BS29320 Classic
Flat Front Pant

Monday



Tuesday



Wednesday



Thursday



Friday



SIZE GUIDE

Body Measurement Guide

Biz Collection apparel sizes are designed to fit average industry standards for the provided body measurements.

Please use this handy Body Measurement Guide to compare your own measurements and help you determine which size to order.

LADIES SIZING

HOW TO MEASURE

- Bust* Measure under your arms around the fullest part of your chest.
- Waist* Measure around the narrowest part of your torso.
- Hip* Stand with heels apart and measure around the fullest part of the hip and bottom area.

SIZE	4	6	8	10	12	14	16	18	20	22	24	26	28	30
BUST (CM)	76.5	79	84	89	94	99	102	111	116	121	126	131	136	141
WAIST (CM)	58.5	61	66	71	76	81	86	93	98	103	108	113	118	123
HIP (CM)	86.5	89	94	99	104	109	114	121	126	131	136	141	146	151

MENS SIZING

HOW TO MEASURE

- Neck* Measure around the base of your neck with one finger between neck and tape measure
- Chest* Measure under your arms around the fullest part of your chest.
- Waist* Measure around your natural waistline holding one finger between tape measure and body.

SIZE	XXS	XS	S	M	L	XL	2XL	3XL	4XL	5XL	6XL
CHEST (CM)	87	92	97	102	107	112	117	122	127	132	137
NECK (CM)	34	36	38	40	42	44	46	48	50	52	54

SIZE (PANTS)	72	77	82	87	92	97	102	107	112	117	122	127	132
WAIST (CM)	72	77	82	87	92	97	102	107	112	117	122	127	132
WAIST (IN)	28	30	32	34	36	38	40	42	44	46	48	50	52



GARMENT SPEC

Garment to Garment Comparison

An alternate method is to compare your own garment size to ours. You can do this by measuring the ½ chest of your garment (laid flat, measured 1cm below the sleeve join, from side seam to side seam) and compare it to ours.

Please refer to the individual garment measurements shown for each style to determine your garment to garment size comparison.

MIA 95% Polyester 5% Elastane Jersey Knit

NEW

K624LS Ladies Pleat Knit Top (Semi-Fitted)

SIZE	6	8	10	12	14	16	18	20	22	24	26
1/2 CHEST (CM)	43	45.5	48	50.5	53	55.5	58	60.5	63	65.5	68

AVA 95% Polyester 5% Elastane Jersey Knit

NEW

K625LS Ladies Drape Knit Top (Semi-Fitted)

SIZE	6	8	10	12	14	16	18	20	22	24	26
1/2 CHEST (CM)	43	45.5	48	50.5	53	55.5	59	61.5	64	66.5	69

MADISON 100% Mechanical Stretch Polyester

NEW

S626LL Ladies Long Sleeve (Semi-Fitted)

SIZE	6	8	10	12	14	16	18	20	22	24	26
1/2 CHEST (CM)	45.5	48	50.5	53	55.5	58	60.5	63	65.5	68	70.5

S627LN Ladies Sleeveless (Semi-Fitted)

SIZE	6	8	10	12	14	16	18	20
1/2 CHEST (CM)	45.5	48	50.5	53	55.5	58	60.5	63

S628LS Ladies Short Sleeve (Semi-Fitted)

SIZE	6	8	10	12	14	16	18	20	22	24	26
1/2 CHEST (CM)	45.5	48	50.5	53	55.5	58	60.5	63	65.5	68	70.5

TREND Cotton-blend 50% Cotton 50% Polyester / Yarn woven pin dot patterned fabric

NEW

S622ML Mens Long Sleeve, S622MS Mens Short Sleeve (Tailored Fit)

SIZE	XS	S	M	L	XL	2XL	3XL	4XL	5XL
NECK (CM)	36	38	40	42	44	46	48	50	52
1/2 CHEST (CM)	50.5	53	55.5	58	61.5	64.5	68.5	72.5	76.5

S622LT Ladies 3/4 Sleeve (Semi-Fitted)

SIZE	6	8	10	12	14	16	18	20	22	24
1/2 CHEST (CM)	45.5	48	50.5	53	55.5	58	61.5	64	66.5	69

STIRLING 65% Polyester 35% Cotton / Unique dobby weave

NEW

S620ML Mens Long Sleeve, S620MS Mens Short Sleeve (Classic Fit)

SIZE	S	M	L	XL	2XL	3XL	4XL	5XL
NECK (CM)	38	40	42	44	46	48	50	52
1/2 CHEST (CM)	55	57	59	63	66	70	74	78

S620LT Ladies 3/4 Sleeve, S620LS Ladies Short Sleeve (Semi-Fitted)

SIZE	6	8	10	12	14	16	18	20	22	24
1/2 CHEST (CM)	45.5	48	50.5	53	55.5	58	60.5	63	65.5	68

For more information on the styles featured in this catalogue, please visit our Biz Collection website.

All measurements in this catalogue are approximate and are for reference only. This size chart is a guide only and sizing may vary according to the style, fabric and fit of the actual garment.

Waist specifications are measured at the natural waist which are to be considered even though garments will generally fit lower

Additional accessories and footwear shown throughout are stylists own.



BIZ COLLECTION

25 YEARS OF APPAREL
EXCELLENCE

See our entire range at
www.bizcollection.com.au
www.bizcollection.co.nz

